



**MISSISSIPPI STATE UNIVERSITY™**  
MSU PROMISE PROGRAM

## Annual Promise Student Support Program Report

Published: October 15, 2017

Mr. John Rush, Vice President for Development and Alumni  
Ms. Cathy Lammons, Executive Director of Communication and Donor Relations  
Dr. Clay Armstrong, Director, The Learning Center  
Mr. Paul McKinney, Director of Financial Aid  
Ms. Alison Stamps, PSSP Instructor/Coordinator, The Learning Center  
Mr. Brandon Patrick, Graduate Assistant, The Learning Center

# Table of Contents

## Overview and Introduction of the Program

History of the Promise Program.....	4
Promise Student Statement of Purpose.....	5
Article Announcing Promise Program.....	6
Programmatic Events.....	7

## Charts and Graphs

Chart 1. Overall Freshman Population.....	10
Chart 2. Overall Transfer Population.....	10
Chart 3. Overall Freshman Retention.....	11
Chart 4. Overall Transfer Retention.....	12
Chart 5. Retention Rate of Freshmen with ACT of 19 or Higher.....	13
Chart 6. GPA Comparison for Fall 2016 .....	14
Chart 7. GPA Comparison for Spring 2017.....	14
Chart 8. PSSP GPA after One Academic Year 2016-2017.....	14
Chart 9. Freshman First Semester GPA with full-time coordinator .....	15
Chart 10. Transfer First Semester GPA with full-time coordinator .....	15
Chart 11. ACT Distribution .....	16
Chart 12. Graduation Rates for Cohort A Pre-PSSP (2006-2007) .....	16
Chart 13. Graduation Rates for Cohort A Pre-PSSP (2007-2008) .....	17
Chart 14. Graduation Rates for Cohort 1 PSSP (2008-2009).....	17
Chart 15. Graduation Rates for Cohort 2 PSSP (2009-2010).....	18
Chart 16. Graduation Rates for Cohort 3 PSSP (2010-2011).....	18
Chart 17. Graduate Rates for Cohort 4 PSSP (2011-2012).....	19

## Cohort 10

Chart 18. Current Cohort #10 ACT Score .....	21
Chart 19. Current Cohort #10 Transfer Students' Community College (CC) GPA.....	21
Chart 20. Current Cohort #10 Ethnicity Freshmen and Transfers.....	22
Chart 21. Current Cohort #10 Gender Freshmen and Transfers.....	22

## Explanation of Data

Explanation.....	23
------------------	----

## Conclusion

Conclusion.....	25
-----------------	----

# Overview

of the

# Promise Student Support Program

# History of the Promise Program & Promise Student Support Program

Cohort A	2006-2007	Monetary support only was given (Pre-PSSP)
Cohort B	2007-2008	Monetary support only was given (Pre-PSSP)
Cohort 1	2008-2009	Beginning of monetary support given in conjunction with academic support; the first year for Promise Student Support Program (PSSP)
Cohort 2	2009-2010	Continued both monetary and academic support (PSSP)
Cohort 3	2010-2011	Continued both monetary and academic support (PSSP)
Cohort 4	2011-2012	Continued both monetary and academic support (PSSP)
Cohort 5	2012-2013	Continued both monetary and academic support (PSSP)
Cohort 6	2013-2014	Continued both monetary and academic support (PSSP); Changed eligibility criteria to ACT score of 19 or higher for Freshmen
Cohort 7	2014-2015	Continued both monetary and academic support (PSSP); Changed course requirements to include all Promise students, not just those Promise students with an ACT lower than 24. Hired full-time instructor/coordinator
Cohort 8	2015-2016	Continued both monetary and academic support (PSSP)
Cohort 9	2016-2017	Continued both monetary and academic support (PSSP) and added a one-time orientation fee for eligible students
Cohort 10	2017-2018	Continued both monetary and academic support (PSSP) and the one-time orientation fee for eligible students

# Promise Student Support Program

## Statement of Purpose

The Learning Center provides a support program for MSU Promise students to ensure success for the Promise participants. The PSSP is designed to provide support, academic and otherwise, aiding the Promise student in transitioning to MSU and successful completion of a baccalaureate degree program. This support includes credit hour classes, academic counseling, and monitoring of student progress. All Promise students who meet MSU Satisfactory Academic Progress will be eligible to receive any supportive services of the PSSP.

Promise students are required to enroll in LSK 1041—College Success I. This one-hour course is designed specifically for Promise students to enhance their college experience and academic success. A major component of the program is individual meetings with the PSSP Coordinator or instructor during the first semester and continued contact in subsequent semesters. An additional course, LSK 1141—College Success II, is available as an option, or a requirement, if MSU GPA falls below 2.50. Beginning with Cohort #10, all students falling below 2.50 will be required to complete LSK 1141 to be considered eligible in the future for Promise Awards.

For more about the Promise Program, see:

<http://www.tlc.msstate.edu/programs/pssp/>

<http://www.sfa.msstate.edu/promise/>

# Article Announcing Program

## Foglesong rolls out Mississippi State 'Promise' awards

Office of Public Affairs  
News Bureau (662) 325-3442  
Contact: **Maridith Geuder** May  
11, 2006

STARKVILLE, Miss.--Mississippi State President Robert H. "Doc" Foglesong announced Thursday a new university initiative to provide support for incoming freshmen whose family incomes can't accommodate rising tuition.

Mississippi State Promise Awards are being established by the land-grant institution for students meeting required academic qualifications and whose family incomes fall below \$30,000. The program also provides on-campus work opportunities to help offset other non-tuition costs.

"Mississippi State Promise will provide financial awards for those students who can't meet the expense of rising tuition," Foglesong explained. The program will cover the cost of tuition and required fees.

Foglesong, who is nearing his first month as MSU's 18th chief executive, said ensuring access to a Mississippi State education is an important personal goal. "We are trying to provide in a modest way the resources to help young men and women who have been squeezed out by tuition," he added.

Qualifying students must have achieved at least a 3.0 (out of 4.0) grade-point average in high school. They also must maintain at least a 2.5 MSU grade-point average to remain eligible. Full-time students may receive the Promise award for a maximum of five years.

To fund the awards, MSU will draw on institutional grant funding, in conjunction with federal and state grants and private gifts, said Bill Kibler, vice president for student affairs.

"We'll also make use of other institutional scholarships and waivers to ensure that the entire cost of tuition and required fees is covered with student gift aid," he said.

"We're doing this because it's the right thing to do," Foglesong said. "I'm confident we'll be able to take a bite out of the burden on some families."

For more information about the Mississippi State Promise, telephone Kibler at (662) 325-3045.

Taken from : <http://www.msstate.edu/web/media/detail.php?id=3466>

# Promise Student Support Program

## Programmatic Events

### LSK 1041 College Success I

- Offered in fall 2007 as a trial;
- Became an official component of the PSSP program in fall 2008;
- Received approval through the University Committee on Courses & Curricula (UCCC) in fall 2012;
- Counts as 1-credit hour towards overall GPA;
- Specifically designed for MSU Promise Students the first semester at MSU; and
- Comprised of college level study skills, career and life skills, engagement in university programs and activities, with an individual mentoring component, all of which contribute to successful adjustment to college life.

### LSK 1141 College Success II

- Offered in fall 2007 as a trial;
- Became an official component of the PSSP program in fall 2008;
- Received approval through the UCCC in fall 2012;
- Counts as 1-credit hour towards overall GPA; and
- Builds on the foundation of *LSK 1041 College Success I* with the addition of the study of healthy life styles, financial literacy, and the application of study skills using collaborative learning.
- Beginning with Fall 2017 cohort, all students falling below 2.50 will be required to complete LSK 1141 to be considered eligible in the future for Promise Awards.

### MSU Promise Student Employment & Job Satisfaction Survey

- MSU Senior Promise students and alumni of the program will be polled to gather data on employment and job satisfaction;
- Initially assisted by The Career Center; and
- MSU Information Technology Services (ITS) will develop the Web survey which will be available for use January 2014.
- Releasing results of the first data Fall 2015
- Starting Fall 2017, Promise will coordinate with The Career Center to monitor employment placement.

### Promise Newsletter

By the end of the fall semester mail the annual Promise Newsletter to donors informing of events and academic successes throughout the past year. Include at least two spotlight students.

## **MSU Promise Ambassadors**

During the spring of 2016 several of our renewal students asked about ways to give back to the program. As a result, the PSSP started the mentorship program with 20 Promise Ambassadors who are leading service, hospitality, and mentoring during the fall of 2016,

## **Freshman Year: Annual Ice Cream Social**

- Began in fall 2010;
- Held every fall as a welcome social for all first time Promise students; and includes guest representatives from executive offices.

## **Sophomore Year: Practice Makes Perfect: Sophomore Dinner Etiquette**

- Began spring 2015
- Began as an annual event to be held each spring for sophomores
- Designed to prepare students for success and confidence during future job interviews and business dinners

## **Junior Year: Oh, The Places You Will Go! Junior Workshop**

- Began spring 2015
- Began as an annual event to be held each spring for juniors
- Assists juniors in compiling a resume and cover letter

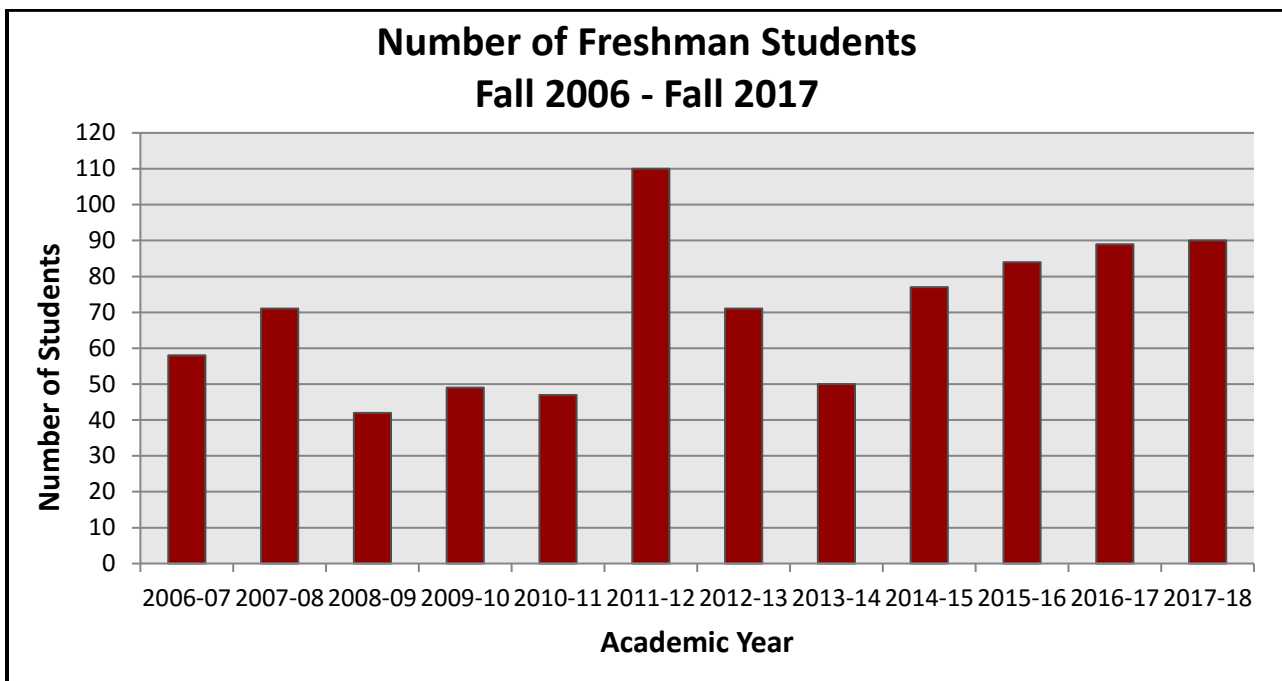
## **Senior Year: Senior Reception and Career Seminar**

- Began fall 2013;
- Began as an annual event for graduating seniors each fall;
- Included a presentation by The Career Center to aid students in job searches; and
- Participants received a MSU padfolio for job interviews.



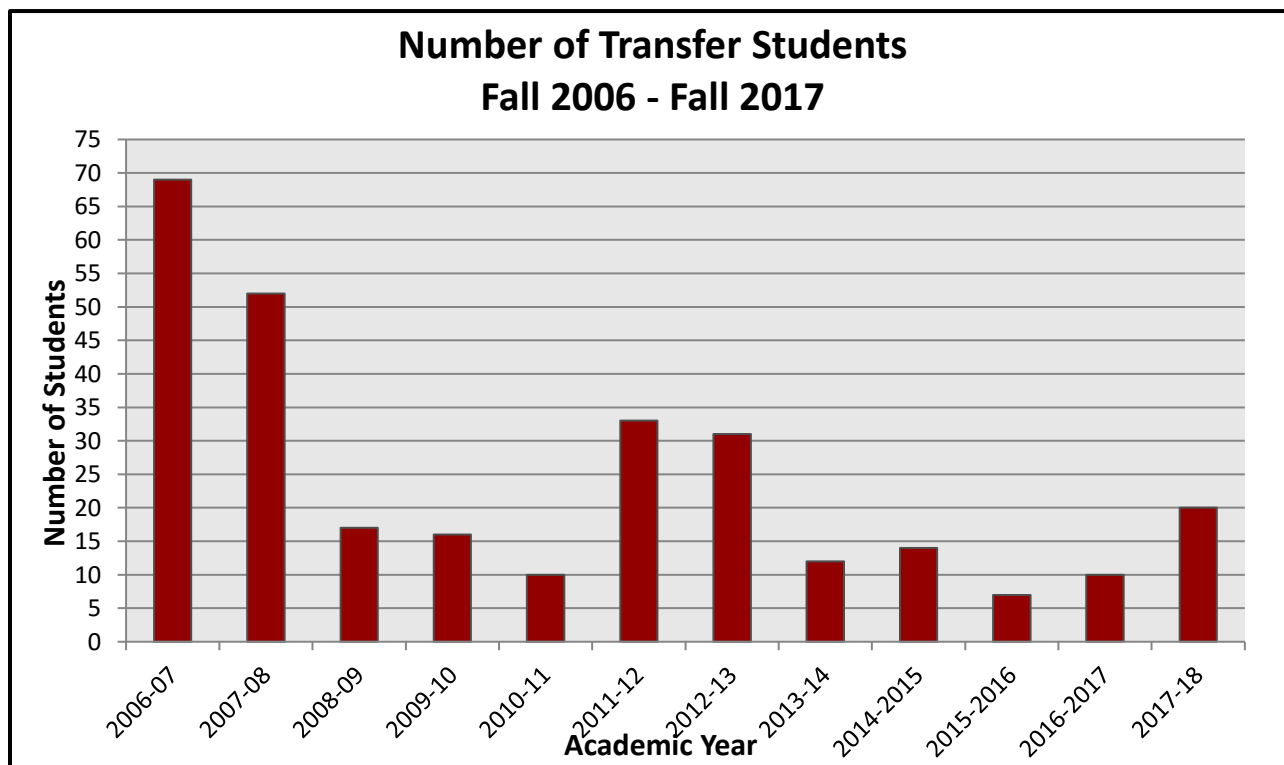
# Charts and Graphs

**Chart 1. Overall Freshman Population**



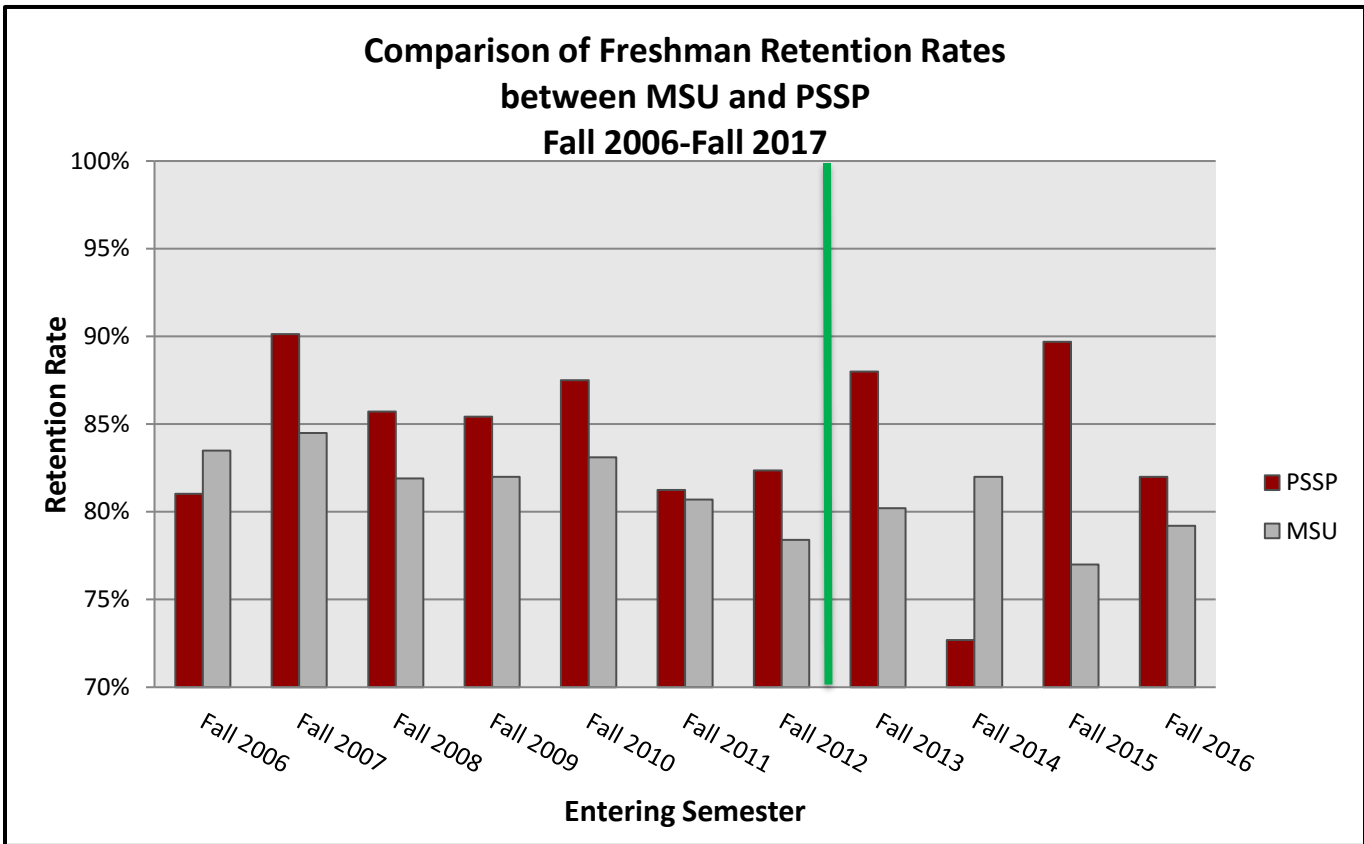
Total freshmen: 838 Updated October 15, 2017  
 Discrepancies between this report and previous reports are due to administrative changes.

**Chart 2. Overall Transfer Population**



Total Transfers: 291 Updated October 15, 2017  
 Discrepancies between this report and previous reports are due to administrative changes.

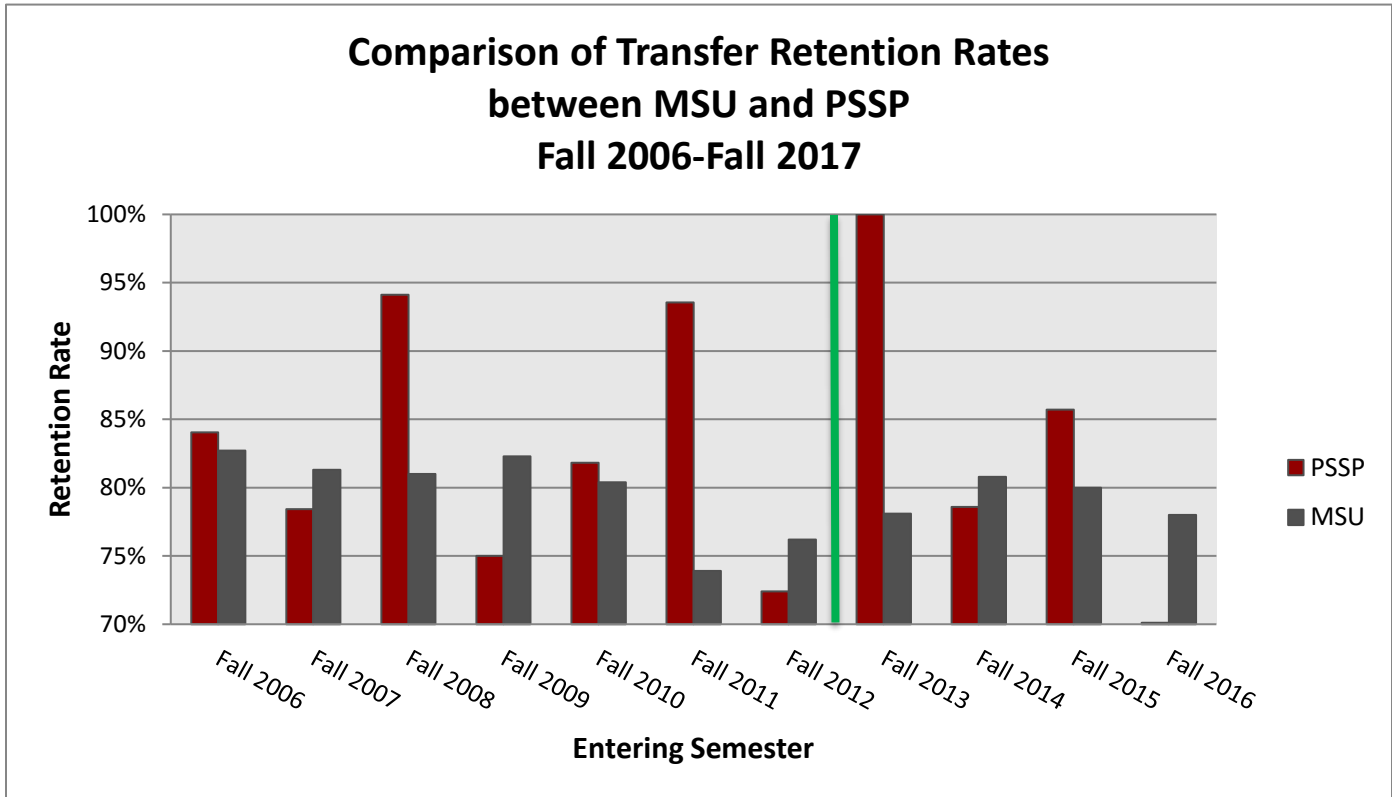
**Chart 3. Overall Freshman Retention**



- Updated October 15, 2017
- MSU retention rate of students with a 19 or higher on the ACT is 81%, while the PSSP rate is 82%
- Retention information was provided by the Office of Institutional Research and Effectiveness (OIRE). Retention is calculated on the tenth day of class from fall to fall (students who returned for the second year). Explanation given for Fall 2016 data on page 24.
- The inserted green line indicates presence of a full-time instructor/coordinator for Promise Student Support Program.

	PSSP	MSU	Difference
	%	%	
<b>2006</b>	81%	84%	-2.5%
<b>2007</b>	90%	85%	5.6%
<b>2008</b>	86%	82%	3.8%
<b>2009</b>	85%	82%	3.4%
<b>2010</b>	88%	83%	4.4%
<b>2011</b>	81%	81%	0.5%
<b>2012</b>	82%	78%	4.0%
<b>2013</b>	88%	80%	7.8%
<b>2014</b>	73%	82%	-9.3%
<b>2015</b>	90%	77%	12.7%
<b>2016</b>	82%	79%	2.8%
<b>Cumulative</b>	84.2%	81.1%	3%

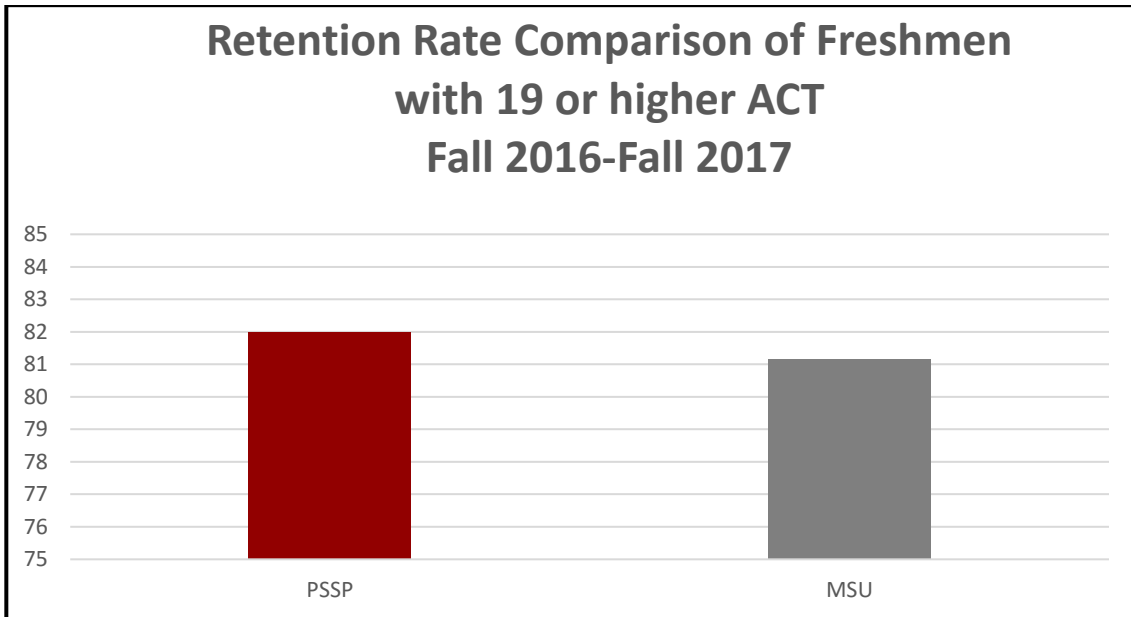
**Chart 4. Overall Transfer Retention**



- Updated October 15, 2017
- Retention information was provided by the Office of Institutional Research and Effectiveness (OIRE). This information on MSU Transfer students is not published by OIRE- for discussion purposes only! Retention is calculated on the tenth day of class from fall to fall (students who returned for the second year). Explanation given for Fall 2016 data on page 24.
- The inserted green line indicates presence of a full-time instructor/coordinator for Promise Student Support Program.

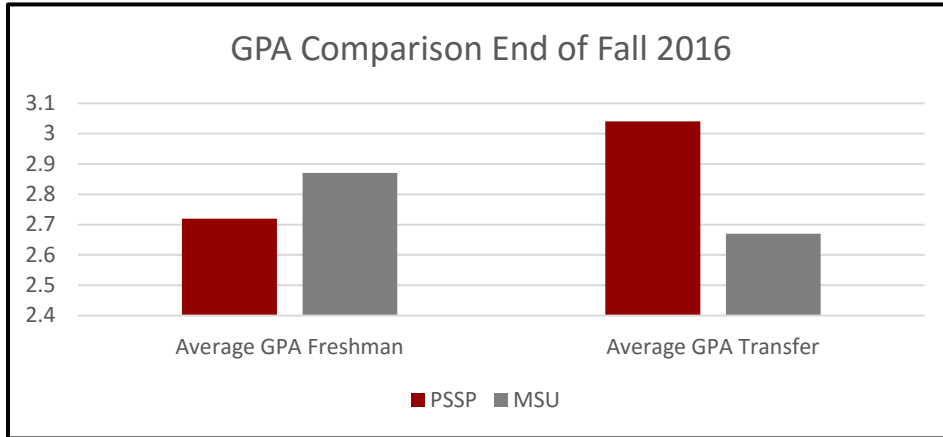
	PSSP	MSU	Difference
<b>2006</b>	84%	83%	1%
<b>2007</b>	78%	81%	-3%
<b>2008</b>	94%	81%	13%
<b>2009</b>	75%	82%	-7%
<b>2010</b>	82%	80%	1%
<b>2011</b>	94%	74%	20%
<b>2012</b>	72%	76%	-4%
<b>2013</b>	100%	78%	22%
<b>2014</b>	79%	81%	-2%
<b>2015</b>	86%	80%	6%
<b>2016</b>	70%	78%	-8%
<b>Cumulative</b>	83%	80%	4%

**Chart 5. Overall Freshmen Retention, 19 or Higher ACT**



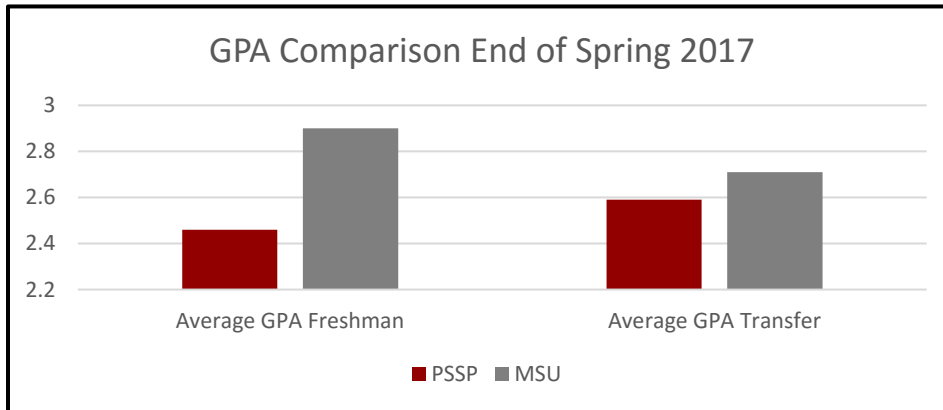
- Updated October 15, 2017
- Retention information was provided by the Office of Institutional Research and Effectiveness (OIRE). Retention is calculated on the tenth day of class from fall to fall (students who returned for the second year).

**Chart 6. GPA Comparison for Fall 2016**



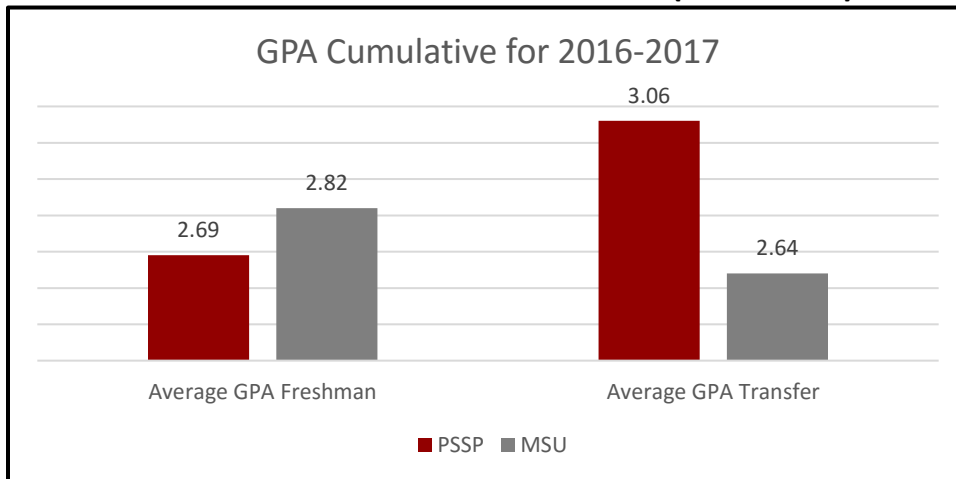
Updated October 15, 2017

**Chart 7. GPA Comparison for Spring 2017**



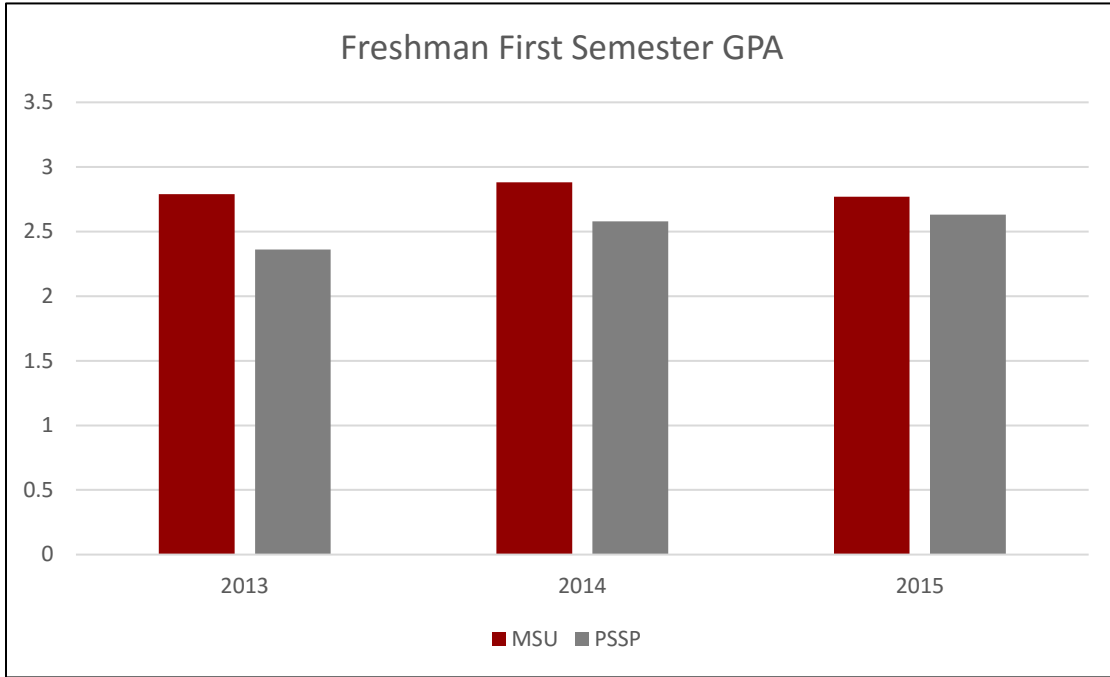
Updated October 15, 2017

**Chart 8. PSSP GPA after One Academic Year (2016-2017)**

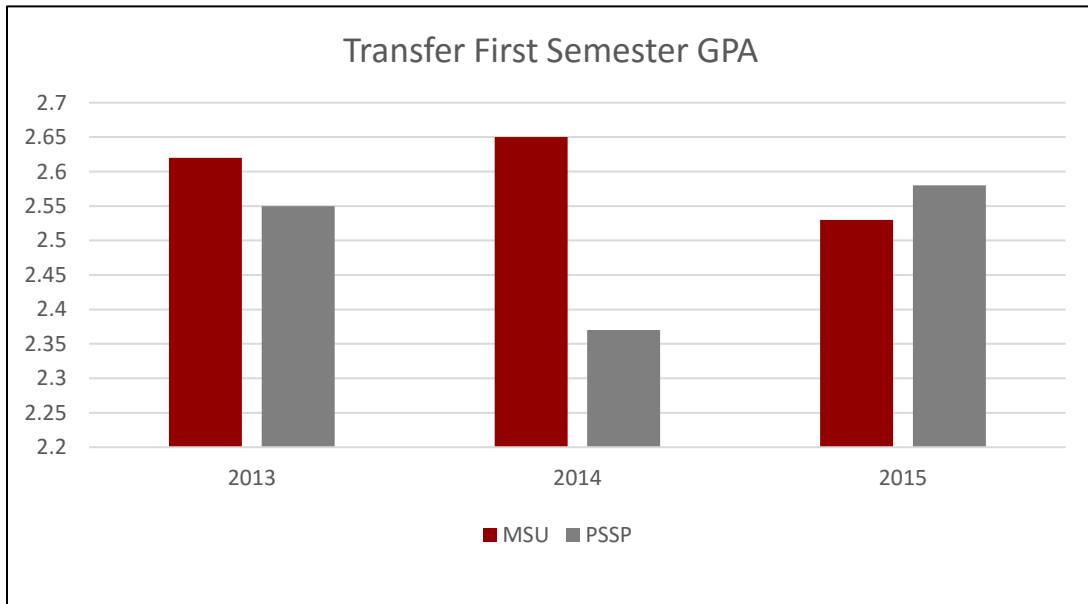


Updated October 15, 2017

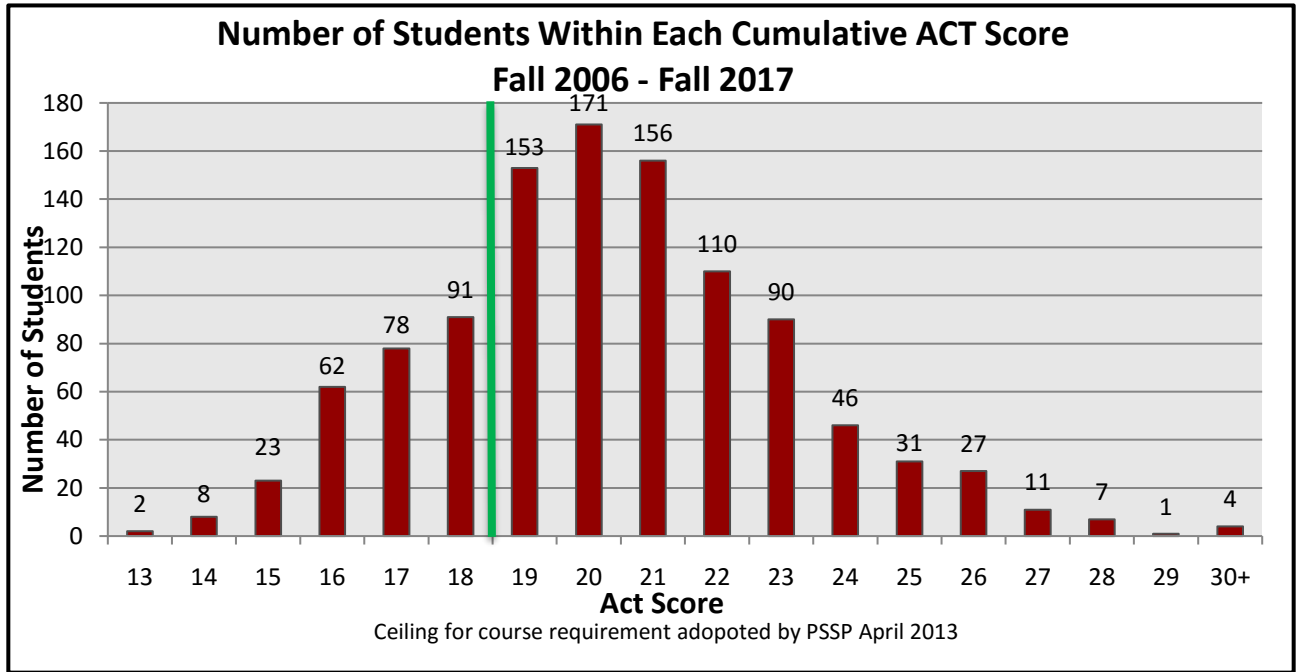
**Chart 9. Freshman First Semester GPA with full-time coordinator**



**Chart 10. Transfer First Semester GPA with full-time coordinator**



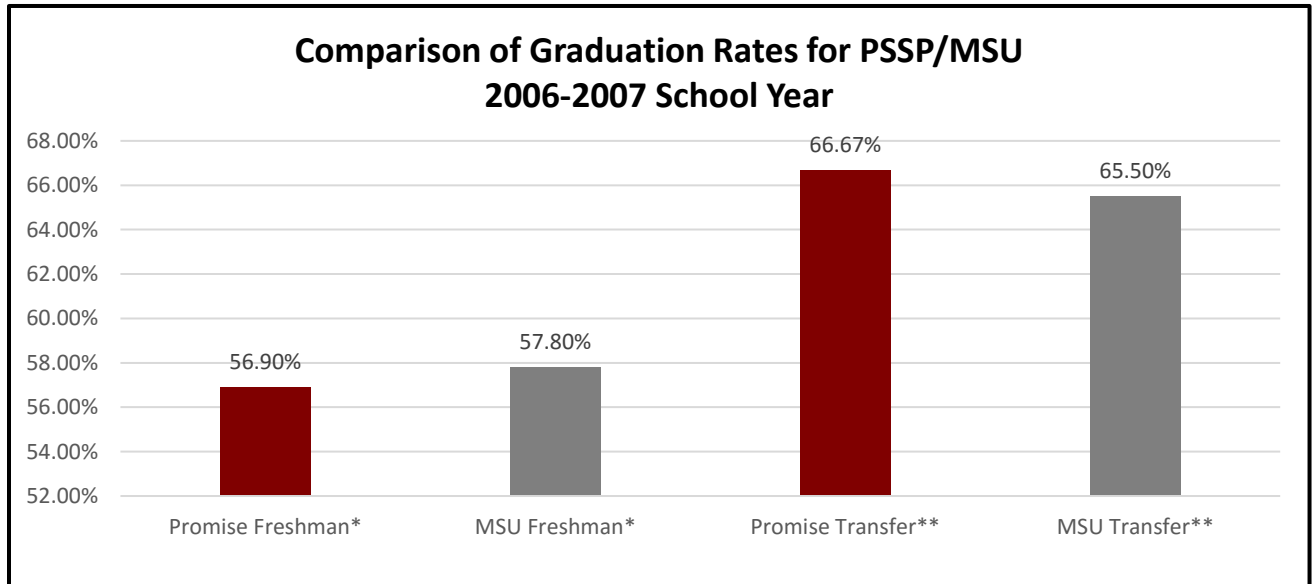
**Chart 11. Cumulative ACT Scores 2006-2017**



Updated October 15, 2017

- There are students with ACT scores below 19 or not included because transfer students are not required to meet this criteria.
- The ACT ceiling for course requirement was removed and all Promise students are required to enroll in the College Success I class.

**Chart 12. Graduation Rates for Cohort A Pre-PSSP (2006-2007)**



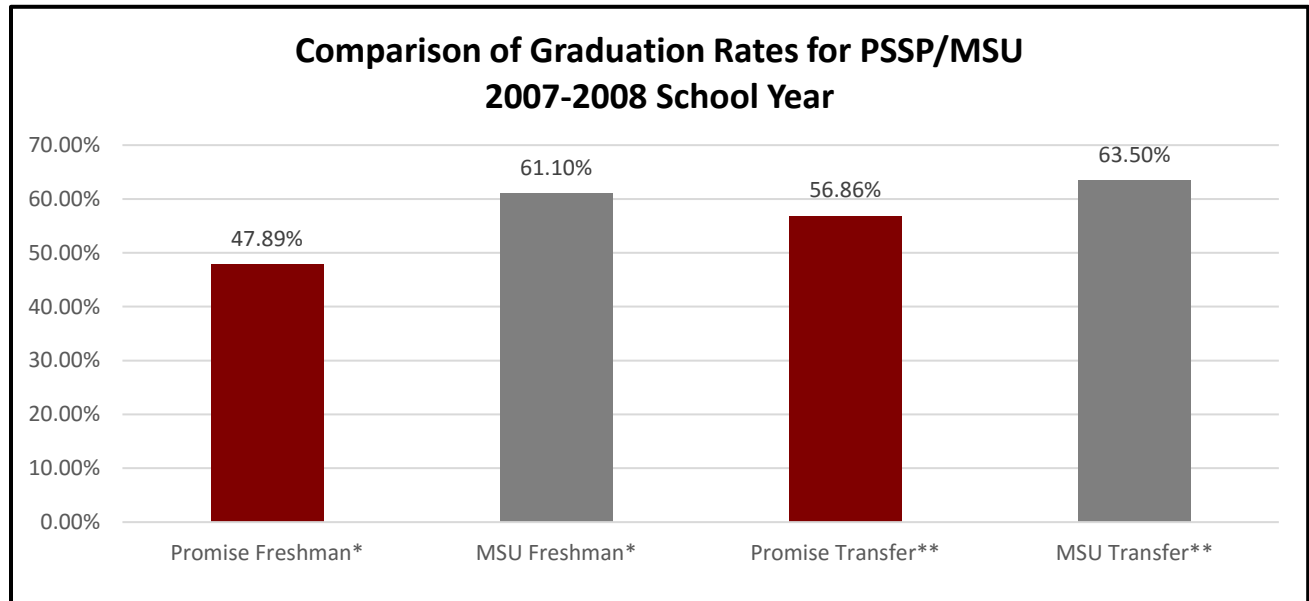
Updated October 15, 2017

\*Based on 6-Year Graduation Data

\*\* Based on 5-Year Graduation Data (the Year to Date for Promise Transfer)



**Chart 13. Graduation Rates for Cohort B Pre PSSP (2007-2008)**

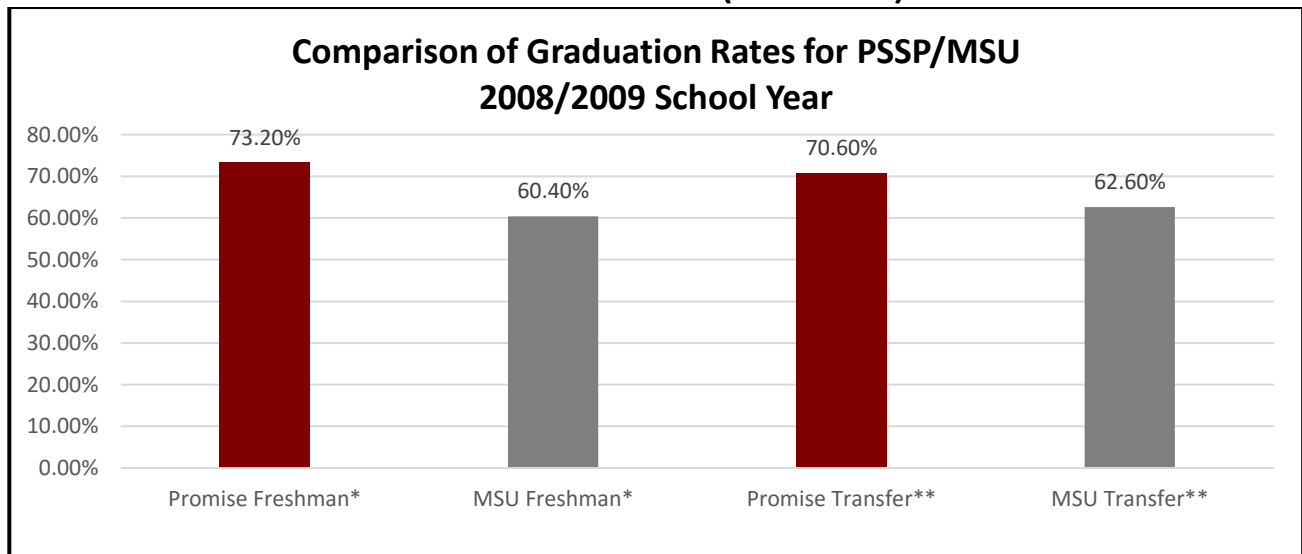


Updated October 15, 2017

\*Based on 6-Year Graduation Data

\*\* Based on 5-Year Graduation Data (the Year to Date for Promise Transfer)

**Chart 14. Graduation Rates for Cohort 1 PSSP (2008-2009)**

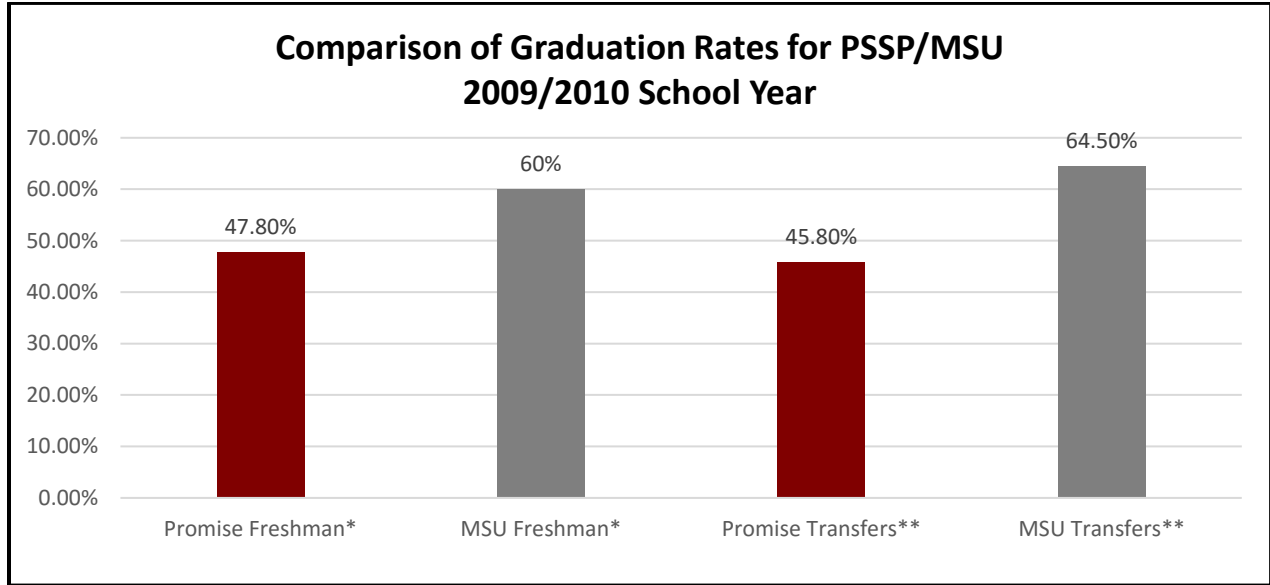


Updated October 15, 2017

\*Based on 6-Year Graduation Data

\*\*Based on 5-Year Graduation Data (the Year to Date for Promise Transfer)

**Chart 15. Graduation Rates for Cohort 2 PSSP (2009-2010)**

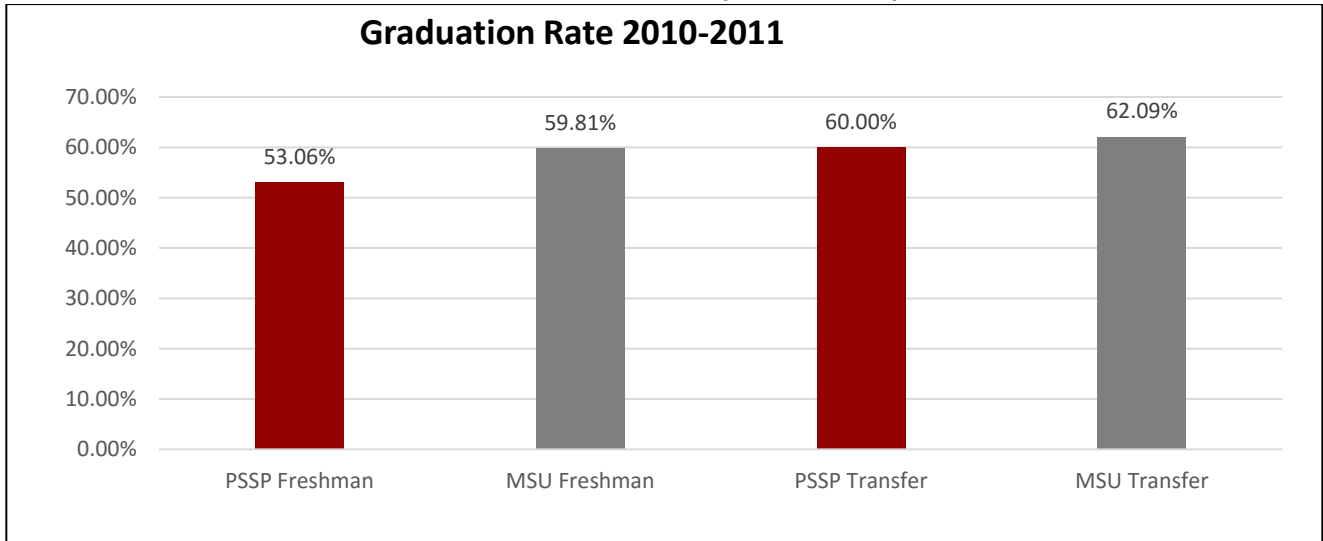


Updated October 15, 2017

\*Based on 6-Year Graduation Data

\*\*Based on 5-Year Graduation Data (the Year to Date for Promise Transfer)

**Chart 16. Graduation Rates for Cohort 3 PSSP (2010-2011)**

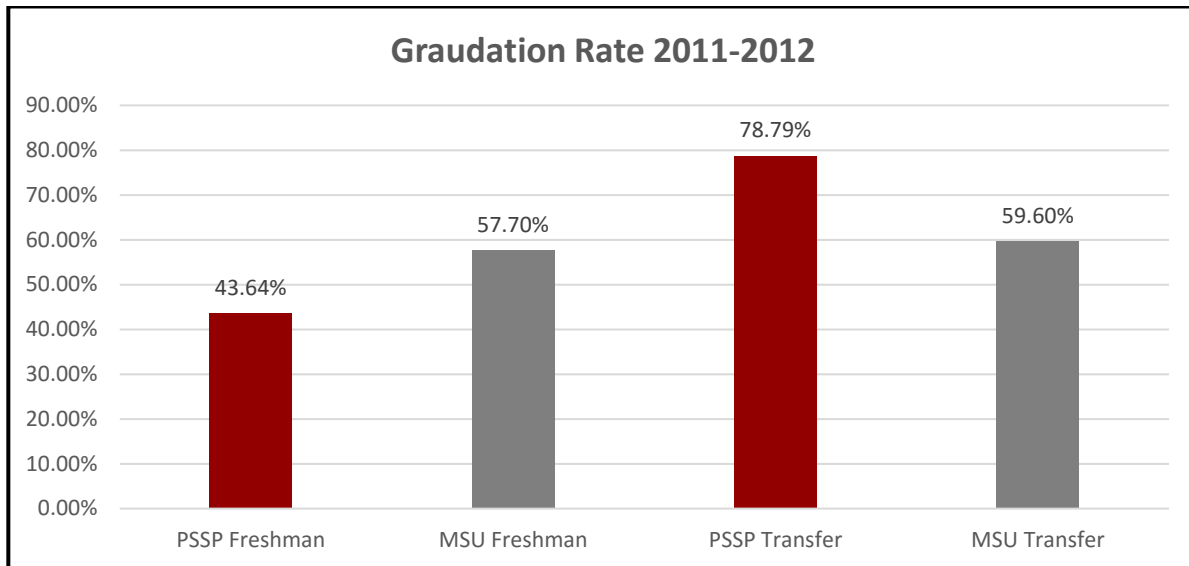


Updated October 15, 2017

\*Based on 6-Year Graduation Data

\*\*Based on 5-Year Graduation Data (the Year to Date for Promise Transfer)

**Chart 17. Graduation Rates for Cohort 4 PSSP (2011-2012)**



Updated October 15, 2017

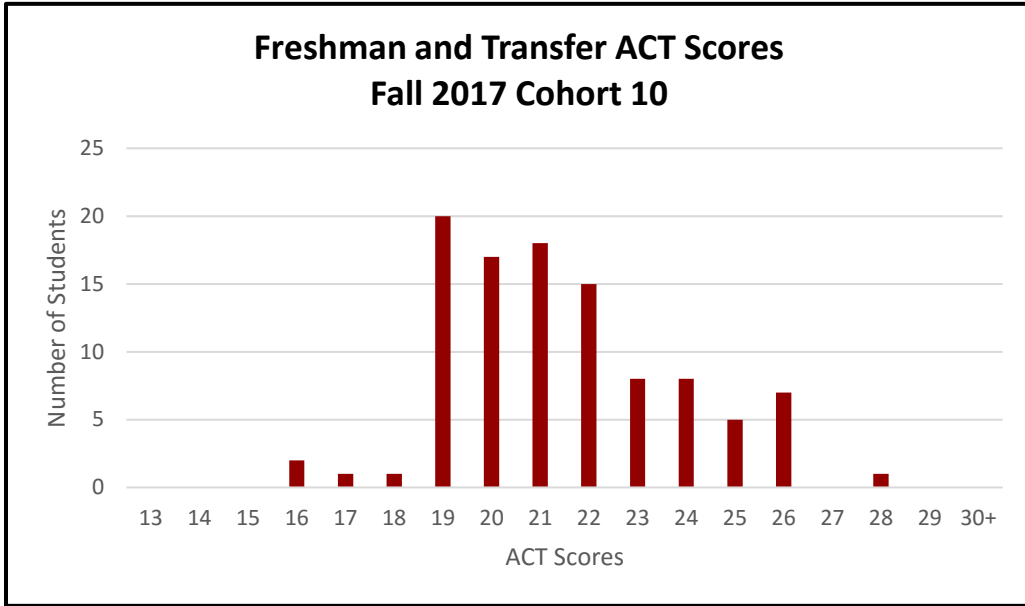
\*Based on 6-Year Graduation Data

\*\*Based on 5-Year Graduation Data (the Year to Date for Promise Transfer)

# Cohort 10

(current cohort for 2017-2018)

**Chart 18. Current Cohort #10 ACT Scores**



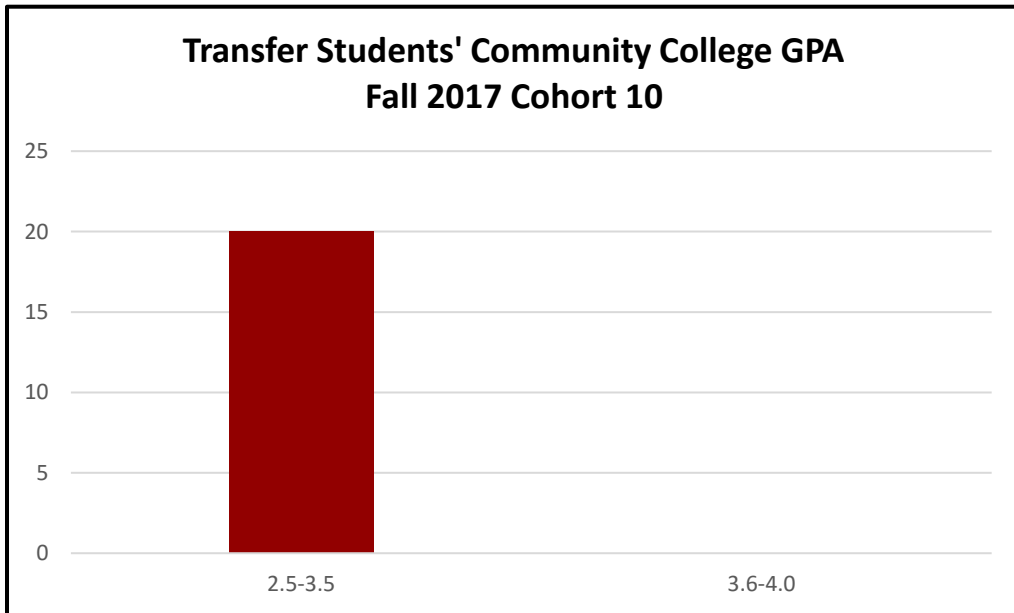
Updated October 15, 2017

Average Freshman ACT Score 21.59

Average Transfer ACT Score 20.23

\*There were seven N/A ACT

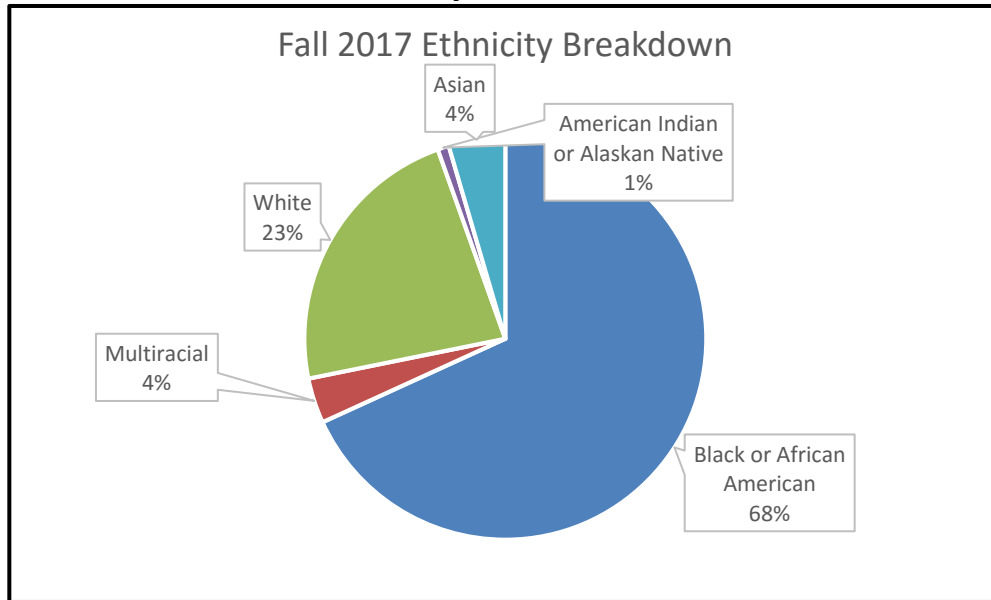
**Chart 19. Current Cohort #10 Transfer Students' Community College (CC) GPA**



Updated October 15, 2017

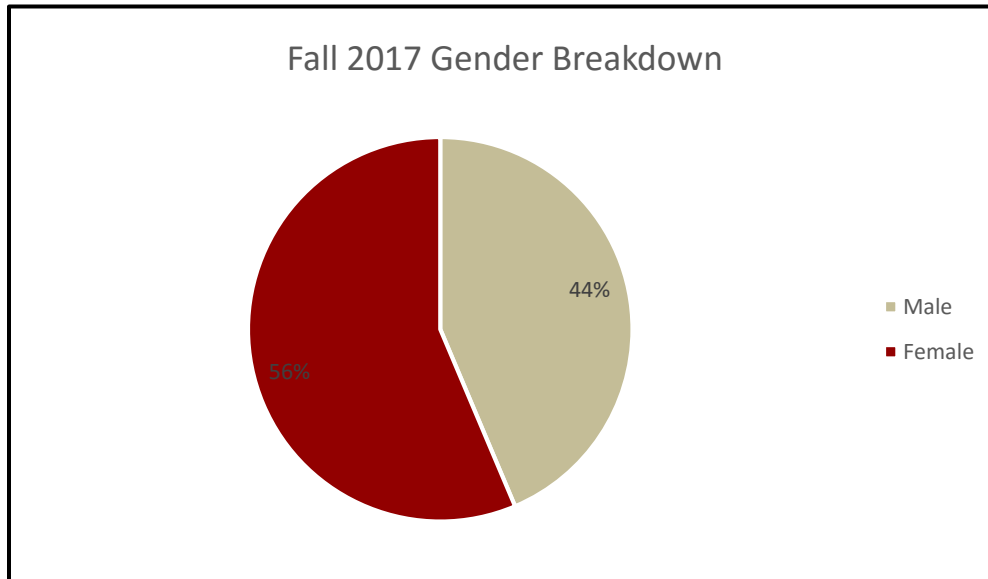
Average Transfer CC GPA 2.92

**Chart 20. Current Cohort #10 Ethnicity Freshmen and Transfers**



Updated October 15, 2017

**Chart 21. Current Cohort #10 Gender Freshmen and Transfers**



Updated October 15, 2017

# Explanation of Data

### **Explanation of Chart 3. Overall Freshman Retention**

Based on cohort 9's enrollment in the fall of 2016, 99 students accepted the award. The following statistics were in place:

- One student withdrew fall 2016 semester and has not returned.
- Three students did not return for spring 2017, and they have not returned to MSU.
- The other students who did not return attended MSU fall 2016 and spring 2017, but they did not return for fall 2017.

### **Explanation of Chart 4. Overall Transfer Retention**

- One student did not return for spring 2017, and the student has not returned to MSU.
- The other students who did not return attended MSU fall 2016 and spring 2017, but they did not return for fall 2017.



# Conclusion



# MISSISSIPPI STATE UNIVERSITY™

## THE LEARNING CENTER

The Learning Center is a resource to help Mississippi State University students improve their academic performance. The Learning Center offers services to both graduate and undergraduate students which include university courses, support programs, workshops, seminars, tutoring services, and state of the art technology labs. Open to all students, these services are particularly designed to promote academic enrichment.

More specifically, the faculty and staff of The Learning Center strive to support students in achieving their academic, professional, and personal goals. We appreciate your interest in the Promise Program and for taking the time to review our data. Additionally, we hope you have learned more about the Promise Student Support Program and what a valuable asset we believe it is to our students, the university, and our community.

Again, we are delighted about your interest in this program and we hope to see it continue to “bridge the tuition gap” and to provide academic support for students who have proven themselves academically in high school or at the community college level, who come from low income families, and who are striving to obtain a college degree.